

EnviraSlim Awning Window


Thermally broken aluminium



EXCELLENT ENERGY EFFICIENCY YOU CAN COUNT ON.

The EnviraSlim awning window provides all the benefits of lightweight aluminium framing without sacrificing energy efficiency, offering minimal air infiltration and reaching a U-value of 2.0. Hinged at the top to open at the bottom, the EnviraSlim awning window enables Australian homeowners the ability to manage the comfort of their homes all year round while reducing their power bills.

- Double-glazing, offered as standard, prevents heat transfer between inside and outside, reduces energy bills and offers year-round comfort.
- Straight-cut sashes and a square slimline frame create a minimalist style.
- Flexible and compatible with a range of performance, styling, and sizing preferences.
- Awning opening allows for ventilation in all weather.
- All windows keyed alike. Use one key for multiple windows.
- Chain winder features an integrated lock-and-handle in one. The stainless-steel chain offers durability and reliability.
- On larger windows, modern low-profile cam catches ensure a tight seal.
- Restricted opening option to prevent falls.
- Factory-fitted performance window seals offer improved noise insulation and prevent dust, water and wind penetration.
- Available in a variety of configurations and coupling options.
- A range of glazing options to improve comfort, serenity, security and privacy.



Thermally Broken Frames

Prevent heat transfer, improve energy efficiency, and offer low maintenance and durability.

EnviraSlim Awning Window



Thermally broken aluminium

SPECIFICATIONS

Product	Awning Window
Product Series	EnviraSlim
Frame Profile	57mm x 35mm
Sill Options	N/A
Max Frame	2700mm high
Max Sash	Available options: 2289mm high x 864mm wide 660mm high x 1775mm wide 1499mm high x 1134mm wide
Sash Profile	Stiles – 41mm, bottom rail – 52mm, top rail – 52mm
Glazing	20mm Double glazing only
Bal Rating	Deemed to satisfy BAL29
Seal Type	PVC bulb seal
Colour Options	Black Matt, Monument Matt, Surfmist Satin and White Gloss
Screen Options	Flyscreen and safety screens
Hardware Options	Chain winder – Black, White, Monument and Brushed Nickel Cam catch – Black, White, Monument and Surfmist
Installation Options	By builder or Stegbar installation service
Warranty	10-year warranty

For full range of configurations and standard sizes refer to the standard size and range charts.



Slimline Minimalistic Frame

Maximise natural light and achieve a uniform look across all windows and doors with straight-cut sashes.

PERFORMANCE

Acoustic Performance	
Performance Criteria	Glass Type
RW32	Double glazing – 4/12Ar/4
RW34	Double glazing – 6/8Ar/6
RW36	Double glazing – 4/10Ar/6.38 Lam
RW36	Double glazing – 6/6Ar/10.38 Lam
RW38	Double glazing – 4/10Ar/6.5 Vlam Hush
Wind & Water Performance	
Performance Criteria	Rating
SLS	1200Pa
ULS	3000Pa
Water	450Pa
N Rating	N4 Corner/N5
Thermal Performance	
Performance Criteria	Rating
Double Glazed Uw Range	2.0 – 3.0
Double Glazed SHGC Range	0.18 – 0.55

EnviraSlim Awning Window



Thermally broken aluminium

HARDWARE


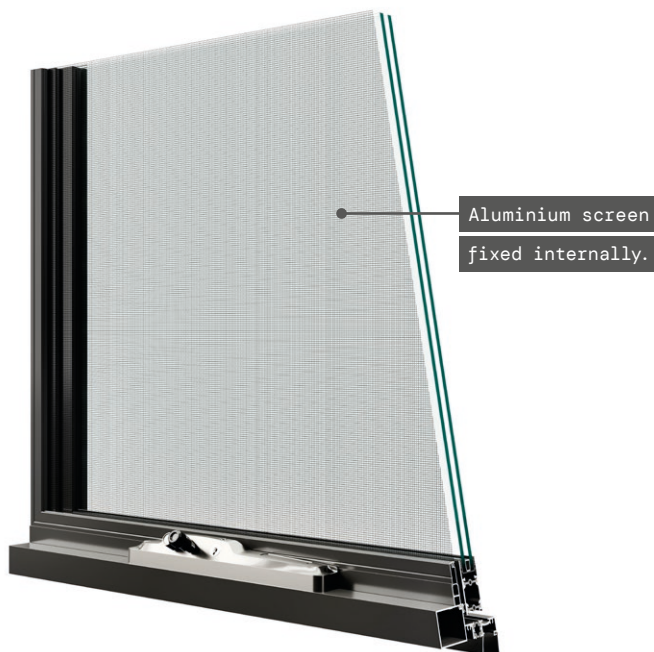


Chain Winder



Cam Catch

SCREENS



Whilst the utmost care is taken to ensure the accuracy of the information contained herein, it is provided in the understanding that the company shall under no circumstances be liable for any injuries, expenses or other losses which may in any way be attributable to the use or adoption of such data and/or design details. Stegbar reserves the right to alter or amend without prior notice data and design details specified herein. stegbar.com.au JWSNAT0597/0723